

WELCOME

TO YEAR 1

TULIPS

STAFF

- – Mrs Hoaen - Tulips
- – Miss Blackman - Roses



We will be supported by:

- Miss Shelomi
- Miss Tovey
- Mrs Gordon

**WHAT IS YEAR 1
LIKE?**

BEGINNING AND END OF THE DAY

- Tulips enter via the Key Stage 1 playground
- Doors open at 8:40
- Pick up at 3:20
- Open door policy!

A YEAR IN A FLASH



OVERVIEW OF THE YEAR

- Autumn term – Paddington Bear
- Spring Term – Our Wonderful World
- Summer Term - Journeys

TIMETABLE

Week 1 (A) – Spring 1

	8:30 -9	9-10		10:15-11:50	12-1	1-1:30	1:30 – 2:45		2:55- 3:20
Monday <i>Reading books changed</i>	<i>Reading / Morning jobs</i>	<u>Maths</u>	<i>Snack time/Break 10 - 10:15am</i>	<i>Writing/ Phonics</i>	<i>Lunch</i>	<i>Mindful minute / Handwriting</i>	<i>History</i>	<i>Break 2:45-2:55</i>	<i>Collective Worship / Home time</i>
Tuesday		<u>Maths</u>		<i>Writing/ Phonics</i>			<i>PE (Game On) Music</i>		
Wednesday		<u>Maths</u>		<i>Writing/ Phonics</i>			<i>History</i>		
Thursday		<u>Maths</u>		<i>Writing/ Phonics</i>			<i>PE/PSHE</i>		
Friday		<u>Maths</u> <i>Library</i>		<i>Writing/ Phonics</i>			<i>Science/ICT</i> <i>Forest School (every other week)</i>		

CLASSROOM RULES

- We sit nicely
 - We listen
- Indoor voices
- We are kind
- We tidy up

UNIFORM – PLEASE NAME!

- Grey shorts/trousers
- Grey skirt/ dress
- Green checked gingham dress (Optional Summer only)
- White polo shirt
- White/black/grey socks/tights
- Green school sweatshirt or cardigan with school logo
- Black school shoes

GENERAL APPEARANCE OF PUPILS

- Hair must be neat and tidy and hair tied back.
- Children are allowed to wear small simple stud earrings which will need to be removed for P.E. For safety reasons hooped or dangly earrings are NOT permitted.
- All nail varnish, make up and temporary tattoos should be removed for school.

UNIFORM - PLEASE NAME EVERYTHING!

PE KIT

On days when your child has a PE lesson, they should come to school wearing their PE kit.

- Black trainers
- Black shorts or plain black tracksuit bottoms or black leggings
- Black sweatshirt without logos
- White T-shirt or St Mary's T-shirt. Children from year 1 onwards may also wear their House T-Shirt

FOREST SCHOOL

On days when your child has Forest School, your child can come to school wearing clothes for Forest School.

- Black tracksuit bottoms or leggings
- Normal school jumper and T-shirt
- Black trainers can be worn, and wellies brought to change into.

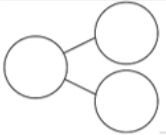







WHAT TO BRING TO SCHOOL

- Small bag – book bag is ideal – no rucksacks
- No pencil cases
- Lunchbox
- Water bottle – no juice

Please ensure all items are named.

HOME LEARNING



<p>*Maths</p> <p>Let's re-cap the number bonds to 10 using the part, part, whole model. Choose any number to 10 and record all the different ways to make that number.</p> <p>Can you record them in order? $0 + 6 = 6, 1 + 5 = 6$</p> <p>Challenge: Can you use and apply your number bonds to greater numbers. Eg $3 + 6 = 9$ so $13 + 6 = 19$ and $23 + 6 = 29$</p> 	<p style="text-align: center;">  Year 1 Home Learning Menu Summer 2 </p> <p>You may choose an activity to complete each week. Please complete the 3 homework tasks marked with a *</p> <p>You will need to bring the activity you have completed into school by Wednesday.</p> <p>Please let us know if you require any additional resources.</p>	<p>Science</p> <p>Weather diary spend a week observing the weather and record the weather each day in a weather diary. You may wish to make a weather station and catch the rain in a rain gauge.</p> 
<p>Reading</p> <p>This week we would like you to be a book worm! How many books can you read in a week? Here are some suggested book related activities. You may also think of some of your own. Choose your favourite book and read it aloud to someone. Read with expression. Try to memorise parts of the story to re-tell aloud. From your chosen book, write down <u>all</u> of the red words. Stick them up around your home. Design a new character for a favourite book or re-write the ending.</p>	<p>Art – whole school task</p> <p>David Hockney is a British artist who was born in Bradford in 1937. In 1964 he moved to California but now he now lives back in the UK in London. The Californian landscape has influenced his paintings.</p> <p>He is well known for being involved in the Pop Art Movement – this is a style of art that is modern, bold and bright! Follow this link to the Tate gallery website and learn more about Pop Art. https://www.tate.org.uk/kids/explore/who-is/who-david-hockney</p> <p>Have a go at creating your own David Hockney inspired artwork!</p> 	<p>History</p> <p>This half term in history we are learning about the great explorer Neil Armstrong and his historic journey to the moon!</p> <p>Have fun dressing up as an astronaut. Get creative and use resources from around your home. Have your photo taken and write a caption to go with it. We will display your pictures in school.</p>
<p>*Writing</p> <p>This half term the children will be preparing for their transition to year 2. Think about and write some questions that you would like to ask your new Year 2 teacher. What do you want to know? What do you want to find out? Remember to start your sentences with a capital letter and end them with a question mark.</p> 	<p>*Our Christian Value</p> <p>This half-term our Christian Value is Truth. We would like you to make a truth story board. Divide a page into 4 boxes. In the first box draw a picture of a child breaking something. In the second box draw how the child told a parent the truth about what had happened. In the third box draw the parent's reaction. In the fourth box draw how the parent helped the child fix what was broken.</p> 	 

READING



Read Write Inc. scheme – ability groups

Daily reading – books changed weekly on a Monday.

Phonic resources sent home

Guided reading sessions

Reading Eggs



EVENTS FOR THE YEAR

- Children put into school houses
- Phonics screening – Summer term
- Trips – Woburn
- Visit from people who help us

SEPTEMBER

- Getting to know the children
- Begin Read Write Inc. groups
- Collective worship in the hall – certificates
- Continuous provision
- Introduce the children to Pippa the Penguin!
(Our class teddy that goes home with a different child each week 😊)

ANY QUESTIONS?